



PDF Conversa

Easy conversion between PDF and Word.





Info

Easy conversion between PDF and Word.

ASCOMP Software GmbH

Whether you want to convert PDF documents into the Word file format DOC or convert Word documents into PDF - PDF Conversa provides the necessary tools.

PDF to Word: Convert existing PDF files into the Word file format DOC in no time at all. The graphics, tables and fonts associated with the basic layout remain unchanged. Password-protected documents can be easily converted and further processed in Word.

DOC/DOCX to PDF: If desired, password protection can be applied to your Word documents during the conversion into the PDF format, special fonts can be integrated directly into the PDF file, texts can be compressed and you are able to determine the picture quality of the contained graphics.

Pass on your documents in the format you desire or edit existing documents in your preferred file format - PDF Conversa processes the conversion with just one click.



PDF Conversa

© 2014 ASCOMP Software GmbH

All rights reserved.

Written: November 2014 in Gerlingen, Germany.

Manufacturer

ASCOMP Software GmbH

Developer

Andreas Ströbel

Beta test

This software was subjected to a ASCOMP Software GmbH beta test, as well as subjected to a public beta test.




Contents

Part I	Information	6
1	Edition differences.....	6
2	Order & contact.....	6
3	Version history.....	7
Part II	Menues	9
1	Welcome.....	9
2	PDF to DOC.....	9
3	DOC/DOCX to PDF.....	9
4	Settings.....	9
5	Support.....	10
Part III	PDF to DOC	12
1	Options.....	12
2	Information.....	13
Part IV	DOC/DOCX to PDF	15
1	Options.....	15
2	Information.....	16



Information

Part



1 Information

In this chapter you find general information about PDF Conversa, the available editions, order and contact data, as well as the version history of the software.

1.1 Edition differences

PDF Conversa is available in two different versions. The following paragraph shows you the differences of the available editions and helps you to choose the suitable edition for you.

TrialVersion

The trial version of PDF Conversa can be tested unrestrictedly for 14 days. It provides you with all the features of the software. At the end of the evaluation period the menu items PDF to DOC and DOC/DOCX to PDF are not available for use anymore.

Users of the standard edition do not receive technical support via email free of charge.

Professional Edition (Full Version)

PDF Conversa Professional may be purchased through the ASCOMP Software GmbH [online shop](#) at a price of €20 (private license) respectively €40 (company license). This edition is accessible for unlimited time.

Users of the Professional Edition receive free software updates, as well as technical support via email free of charge, in each case for a period of two years from the date of purchase.

1.2 Order & contact

Order

The Professional Edition may be purchased through the ASCOMP Software GmbH [online shop](#). Aside the immediate delivery of your access data that authorizes you to download the full version, our shop system also offers especially favorable terms and conditions to dealers/resellers for the resale of our products.



PDF Conversa Professional may be purchased as a private license at the rate of €20 and as a company license at a rate of €40 (including all possible taxes incurred).

Contact

PDF Conversa is a product of ASCOMP Software GmbH, Germany. Do not hesitate to get in touch with us via one of the methods mentioned below.

Via e-mail (recommended): support@ascomp.de

Via phone: +49900-1019091 (€0,49/per minute on the German fixed telephone network)

User forum: <http://www.ascomp-software.de/forum/>

Address: ASCOMP Software GmbH, Fuellerstrasse 2/2, 70839 Gerlingen, Germany

1.3 Version history

Version 2.0 (published on November 6 2014)

- + Digitally sign PDF
- + Edit-, print- and copy-lock
- + Conversion via the Windows Explorer context menu
- + Multi-language support
- + Main window moveable
- + Bug-reporting


Version 1.0 (published on July 10 2014)

- +Newrelease



Menues

Part





2 Menues

2.1 Welcome

The Welcome menu shows the PDF Conversa start-up screen and enables you to select one of the conversion options.

2.2 PDF to DOC

The menu PDF to DOC allows you to convert PDF documents to the Word format DOC.

For further information, see [here](#).

2.3 DOC/DOCX to PDF

The menu DOC/DOCX to PDF allows you to convert Word documents to the PDF format.

For further information, see [here](#).

2.4 Settings

General Settings

You can define the general settings here.

Version check at start-up

The option Version check at start-up defines if the program should check for updates online or not. In case there is a newer software version available, you will be notified via an update-hint in the lower left part of the program display.

Digital Signature

If desired, PDF Conversa can digitally sign documents converted from DOC/DOCX to PDF. Select



the following settings in this respect.

Signature (.pfx)

The input field Signature (.pfx) allows you to set the signature file in the PTX format.

Password

Enter the signature file associated password into the input field of the same name.

FieldName

The input field Field name defines the field in the PDF document that contains the digital signature.

Location

The input field Location defines the location where the digital signature has been generated

Contact

Enter your contact information via the Contact input field.


2.5 Support

The menu Support displays contact details as well as manufacturer's information of PDF Conversa.



PDF to DOC

Part





3 PDF to DOC

3.1 Options

Here you can convert existing PDF documents into the Word format DOC.

Source File (PDF)

The input field source file (PDF) allows you to set the source file which you want to convert into the Word format DOC. Please ensure that this file isn't in use and that you are authorized to access it.

Password

Enter a password here, if the PDF document is password protected. Leave the input field empty, if the PDF file is not password protected.

Convert Graphics

The option Convert graphics defines whether pictures, included in the PDF file, are supposed to be converted as well, and should thus be visible in the Word document or not.

Convert Tables

The option Convert tables defines whether tables, included in the PDF document, are supposed to be converted or not.

Target File (DOC)

The input field Target file (DOC) allows you to set the target file that you want to convert. If a file with the same name already exists, PDF Conversa will automatically overwrite it.



3.2 Information

Important information for conversion from PDF into DOC:

- + The conversion into DOC is done in two steps; during the first step, the PDF document is converted into a RTF file. During the second step, it is converted into the Word format DOC.
- + You must have Microsoft Word installed on your computer to convert into the Word format DOC. The conversion is carried out via OLE Automation. In case Microsoft Word is not installed, the target file will be stored in RTF format.



DOC/DOCX to PDF

Part

IV



4 DOC/DOCX to PDF

4.1 Options

Here you can convert existing Word files (DOC or DOCX) into the PDF format.

Source File (DOC/X)

The input field Source file (DOC/X) allows you to set the source file that you want to convert into the PDF format. Please ensure that this file isn't in use and that you are authorized to access it.

Target File (PDF)

The input field Target file (PDF) allows you to set the target file that you want to convert. If a file with the same name already exists, PDF Conversa will automatically overwrite it.

Password (to open the PDF document)

Enter a password here, if you want the PDF document to be password protected. Please leave this input field empty, if you don't want the PDF file to be password protected.

Picture Quality

Set the picture quality of graphics that may be contained. The lower the picture quality, the smaller the target file.

Integrate Fonts

The option Integrate fonts defines if the fonts, contained in the DOC or DOCX document, are supposed to be integrated into the PDF document. In case the document is viewed on a computer that does not have the used font installed, a similar font will be used to display the text.

Compress Text



The option Compress text defines whether the contained text in the document shall be compressed. The file size of the resulting PDF file will be minimized for extensive documents.

Password (for edit-, print- and copy-lock)

If you would like to prevent the PDF document from being edited, printed or copied, please set a password for these actions. The respective locks can only be waived by entering the correct password.

Edit-Lock

The edit-lock prevents fields of the PDF document from being editable. To activate the edit-lock, the option box must be checked.

Print-Lock

The print-lock prevents printing the PDF document. To activate the print-lock, the option box must be checked.

Copy-Lock

The copy-lock prevents copying the contents of the PDF document. To activate the print-lock, the option box must be checked.

Digitally Sign

As an option you may digitally sign your PDF document to guarantee the recipient the validity of the document by the sender. If you activate the option Digitally sign you will have to add related data in the Settings.

4.2 Information

Important information for conversion from DOC/DOCX to PDF:

- + Please make sure that the source file has been saved as a Word DOC or Word DOCX format. PDF Conversa cannot convert RTF files.

- + Activating the option Display fonts can increase the size of the resulting PDF file drastically.

